Woonmeij

2025

HUURDERSOORDEEL — A

Nieuwe huurders	8.2	A
Reparatieverzoek	8.5	A
Vertrokken huurders	7.9	B

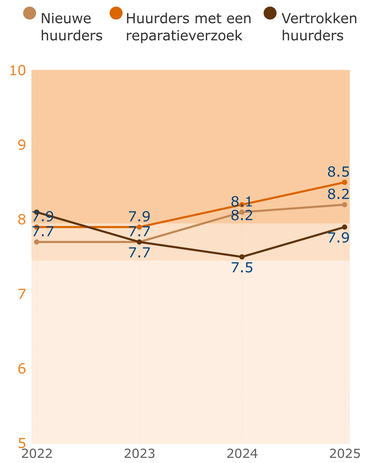

FINANCIËN — B

Beïnvloedbare bedrijfslasten per vhe **€ 1,149**

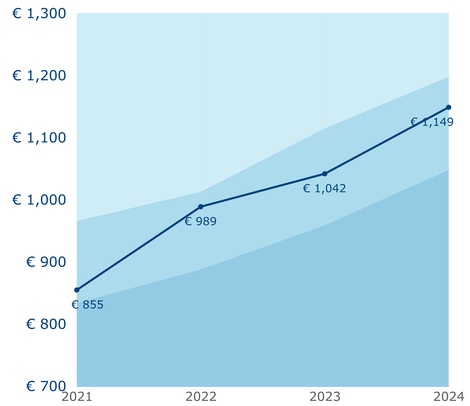

ONDERHOUD & VERBETERING — C

Uitgaven onderhoud, verbetering en verduurzaming [€/vhe]*	€ 3,685	B
Technische woningkwaliteit (EP2) [kWh/m2]	172.0	C
Ervaren woningkwaliteit	6.7	C

Uitgaven per vhe

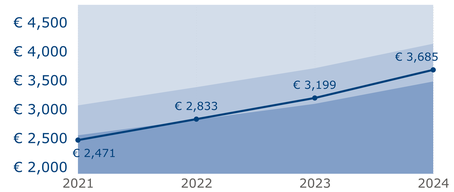

Technische woningkwaliteit

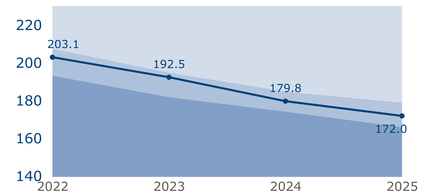

Ervaren woningkwaliteit

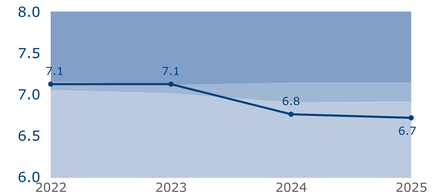

*vijfjaarsgemiddelde

DUURZAAMHEID — B

Isolatieprestatie [kWh/m2]	36.0	B
Energetische prestatie (EP2) [kWh/m2]	172.0	B
CO2-uitstoot gas [kg/m2]	14.4	A

Energetische prestatie

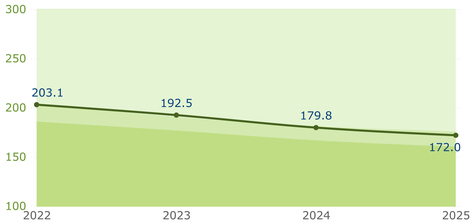

Isolatieprestatie

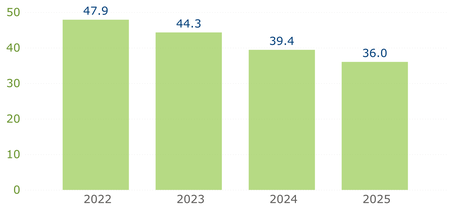

CO2-uitstoot gas

BESCHIKBAARHEID & BETAALBAARHEID

Verhouding huur / maximaal toegestane huur **56.8%**

Gemiddelde huur (DAEB)

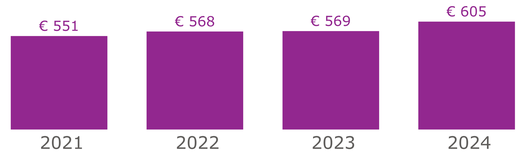

Aantal nieuwbouw woongelegenheden per jaar

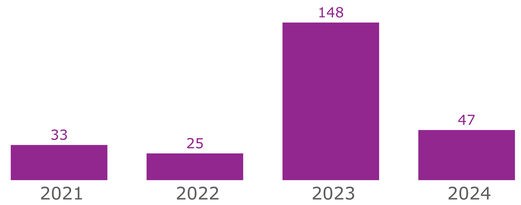

LEEFBAARHEID

	2024	2025
Veiligheidsgevoel	7.4	7.4
Ervaren overlast	7.8	7.8
Schone en nette buurt	7.1	7.1
Ervaren inzet corporatie	7.1	7.1
Leefbaarheidsuitgaven	€ 157	€ 165